

## SPECIFICATIONS


<b>Product Weight:</b>	26.5 lbs. <sup>1</sup>
<b>Weight Capacity:</b>	250 lbs. (350 lbs. with HD configuration)
<b>Seat to Floor Heights:</b>	15"-19.5" front (12.5"-16.5" Ultra-hemi) 14.5"-19" rear (12.5"-16.5" Ultra-hemi)
<b>Seat Sizes:</b>	Width: 14"-21" (18"-22" with HD) Depth: 14"-20" (18"-20" with HD) (Available in 1" increments)

## COLORS

### METALLIC



Cosmic Silver Pacific Blue Plum Crazy



Purple Haze Rainforest Green

### NON-METALLIC



Yellow Sunshine Blue Sky Green Mantis Pink Flamingo



Red Hot Black Abyss Orange Crush Arctic White

### WATER TRANSFER PRINTING



Snake Skin Black Winter Camo Pink Camo Mossy Oak



Digital Marine Camo Digital Army Camo Woodland Camo Digital Woodland Camo

## OPTIONS

<b>REAR WHEELS:</b>	20", 22", 24", 25" & 26" Spinerger wire spoke 22", 24" & 26" Spinerger Light Extreme (available in red, yellow, blue, white, pink, green, orange and black) 24" Spinerger Sport Light Extreme (available in red, yellow, blue, white, pink, green, orange and black) 20", 22" & 24" Composite mag 24" heavy duty Skyway Tuff composite mag wheels
---------------------	---

<b>TIRES:</b>	22", 24", 25" & 26" 110 PSI Primo tire 24" & 26" Aggressive knobby tire 20", 22", 24" & 26" Everyday gray tire 20", 22", 24" & 25" Polyurethane tire (24" also available in light gray) 26" Kenda mountain bike knobby tires (available in black or gray) 24" & 26" 110 PSI Primo colored tires (available in red, blue or yellow) 24" and 26" Schwalbe Marathon Plus and Marathon Plus Evolution
---------------	---

<b>HANDRIMS:</b>	20", 22", 24", 25" & 26" Aluminum 22", 24", 25" & 26" Vinyl-coated 20", 22" and 24" Projection (vertical or 45° oblique) 22", 24", 25" & 26" Natural-Fit (available in standard or super grip) 24" Natural-Fit LT (available in standard or super grip) 24" Spinerger FlexRims 20", 22" & 24" Chrome
------------------	--

<b>AXLE PLATES:</b>	Standard Amputee
---------------------	---------------------

<b>CASTERS:</b>	4", 5", 6" & 8" composite 5" & 6" soft roll 5" aluminum 4" light-up casters 4" colored casters (available in red, blue, green, orange, yellow or clear) 6" and 8" pneumatic casters
-----------------	--

<b>FORKS:</b>	5" or 8" quick release forks 5" or 8" bolt-on forks Frog Legs suspension forks 60mm forks (for use with 8" pneumatic casters only)
---------------	---

<b>WHEEL LOCKS:</b>	Pull-to-lock Push-to-lock Scissor locks	Pull-to-lock with extensions Push-to-lock with extensions
---------------------	---	--

<b>ARMRESTS:</b>	Tubular swing-away (desk length) Height-adjustable drop-in (desk or full length) Locking or non-locking, flip-up (depth adjustable only) Dual-post armrests (desk or full length)
------------------	--

<b>BACK CANES:</b>	Straight, with or without push handles Angle-adjustable, with or without push handles 8 degree with push handles Straight reinforced Depth adjustable frame option with fold forward back canes
--------------------	---

<b>BACKS:</b>	Standard nylon sling with convenience pocket Tension-adjustable upholstery Synergy® Shape Back
---------------	--

<b>FRONT RIGGINGS:</b>	Aluminum, bi-directional swing-away leg rests, 60°, 70°, 70° tapered, 80° and 90° Ultra-hemi leg rests, 60° and 70° Elevating leg rests with calf pads Comfort adjust footplates Angle-adjustable foot plates Nylon heel loops
------------------------	---

<b>ACCESSORIES:</b>	Height-adjustable, removable anti-tip wheels Composite side guards Aluminum side guards Lap belt Nylon backpack Spoke protectors Transit securement package Gel tubular arm cover Case Logic underseat organizer bag Custom embroidery
---------------------	---

<sup>1</sup>) Standard configuration: 16" x 16", 19" backrest, sling upholstery, push-to-lock brakes, 24" spoke wheels, 1-3/8" pneumatic tires, 6" casters (not including legrests)

NOTE: All options not available in all configurations. Check order form for compatibility.

# Litestream<sup>®</sup> XF



“Experience the performance and durability that I demand.”

– Bryan Anderson  
Quantum Rehab<sup>®</sup> Spokesperson

St. Catharines, Ontario • 888-570-1113 • [www.quantumrehab.com](http://www.quantumrehab.com)

The information contained herein is correct at the time of publication. We reserve the right to alter specifications without prior notice.

**QUANTUM**  
MOVING FORWARD

A Division of Pride Mobility Products<sup>®</sup> Corp.

[www.quantumrehab.com](http://www.quantumrehab.com)

## FRAME OPTIONS



Standard frame configuration

HD frame configuration

Ultra-hemi configuration (COMING SOON)

Depth-adjustable frame configuration

The Litestream® XF ultralight manual wheelchair uses a unique, innovative rigidizing double X folding frame that delivers the versatility and performance of a rigid frame while folding to a width of only 9" for easy transport. The Litestream XF accepts a broad selection of accessories to meet a wide variety of needs and personal preferences while remaining an excellent overall value.

## REAR WHEELS



20", 22", 24", 25" and 26" high-performance Spineray® wheels feature double-wall rims, with straight-pull spokes for reduced weight and optimal durability



22", 24" and 26" Spineray Light Extreme 12 spoke PBO Fiber wheels

AVAILABLE COLORS:



24" Spineray Sport Light Extreme 24 spoke PBO Fiber wheels

AVAILABLE COLORS:



20", 22", and 24" Skyway Tuff composite mag wheels are exceptionally durable and low maintenance



24" heavy duty Skyway Tuff composite mag wheels with aluminum handrim

## CASTERS



4", 5", 6", & 8" composite casters feature precision bearings and long-life poly tires



5" and 6" soft-roll casters smooth lumps and bumps in everyday use



5" aluminum casters with precision bearings and polyurethane tires



4" light-up casters



4" colored casters available in red, blue, green, yellow, orange or clear



6" and 8" pneumatic casters

## HANDRIMS



20", 22" and 24" Projection Handrim (vertical or 45° oblique)



24" Spineray FlexRims



22", 24", 25" and 26" Natural-Fit and 24" Natural-Fit LT Handrim (available in standard or super grip)

(Aluminum, Vinyl coated & Chrome options also available but not shown)

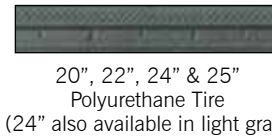
## TIRES



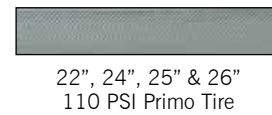
24" & 26" Aggressive Knobby Tire



20", 22", 24" & 26" Everyday Gray Tire



20", 22", 24" & 25" Polyurethane Tire (24" also available in light gray)




22", 24", 25" & 26" 110 PSI Primo Tire



24" and 26" 110 PSI Primo Colored Tire



26" Kenda Mountain Bike Knobby Tires



24" and 26" Schwalbe Marathon Plus Evolution



24" and 26" Schwalbe Marathon Plus

## FORKS



Frog Legs suspension fork

8" fork Available as quick release or high angle bolt-on

5" fork

60mm fork (for use with 8" pneumatic casters only)

## WHEEL LOCKS



Pull-to-lock

Push-to-lock

Scissor lock

Pull-to-lock with extension

Push-to-lock with extension

## LEGRESTS



Elevating bi-directional legrests with swing-away calf pads

60°, 70°, 70° tapered, 80° and 90° aluminum bi-directional swing-away legrests

60° & 70° Hemi aluminum bi-directional swing-away leg rests

10-degree comfort adjust footplates in 4.25", 5" and 6" widths

Angle adjustable footplates in 5.5", 6.5" and 7.5" widths

Nylon heel loops

## BACK OPTIONS



Depth adjustable frame option with fold forward back canes

Tension-adjustable upholstery

Standard nylon sling

Synergy® SHAPE back

## TRANSIT SECUREMENT



The Transit Securement Package allows convenient securement of the Litestream XF for safe transport. For additional information, please refer to the Transit Securement Package brochure.

## ACCESSORIES AND PERSONALIZATION



Height-adjustable anti-tips

Tubular gel arm covers

Composite side guards

Aluminum side guards

Case Logic underseat organizer bag

Nylon backpack

Spoke protector

## ARMRESTS



Tubular, swing-away, desk-length armrests (shown with gel arm covers)

Locking or non-locking, flip-up armrests (for use with depth adjustable option only)

Height-adjustable drop-in armrests (desk or full length)

Dual-post armrests (desk or full length)